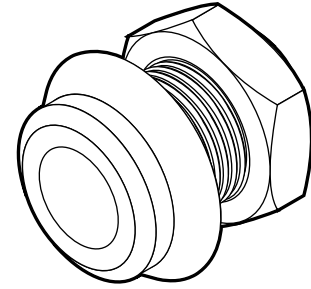


Field Installed Test Port

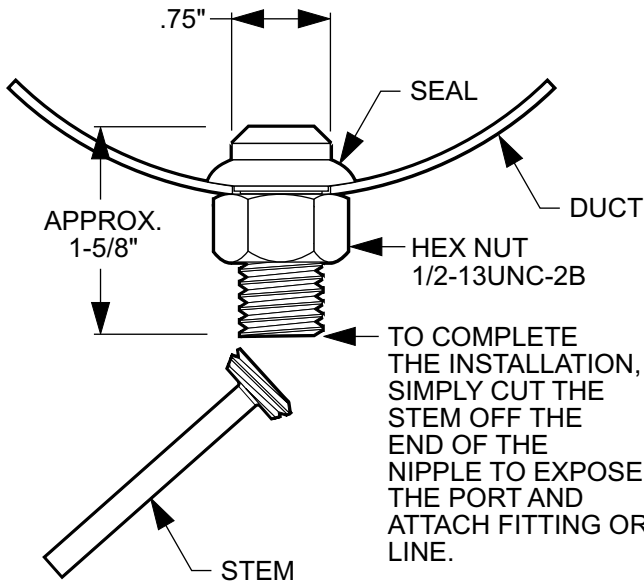
NOTES

- Refer to Fab-Tech's INSTALLATION AND ASSEMBLY GUIDE for assembly instructions.
- The unique patent pending molded stem design of this test port allows it to be installed quickly and easily in-the-field with common tools and without system shutdown or disassembly.



PART NO.*	DESCRIPTION	MIN. HOST DUCT	THRU HOLE	REDRILL	TAP
FTFI38TP	3/8" TEST PORT	2" DIA. DUCT MIN.	1/4" DIA.	3/8" MAX	7/16" MAX
FTFI34TP	3/4" TEST PORT	6" DIA. DUCT MIN.	1/2" DIA.	3/4" MAX	9/16" MAX

*PART NO. INCLUDES: (1) TEST PORT, (1) JAM NUT & (1) SEAL

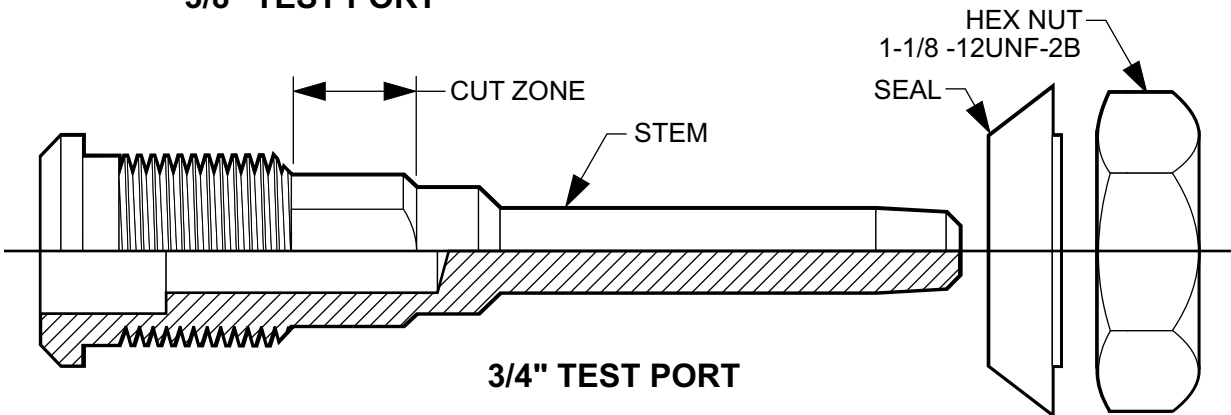


3/8" TEST PORT

SPECIFICATIONS

- Nipple made of pure PVDF, seal made of Viton[®]
- Stainless steel hex nut
- Able to redrill through hole to slightly larger hole or drill and tap test port for female threads
- Installs in duct as small as 2" diameter - provides liquid tight seal - does not compromise the integrity of the duct interior coating

PATENT PENDING



3/4" TEST PORT